



Company Introduction

Park Systems

IR Team

Disclaimer

This document is an investor relations (Presentation) of Park Systems Corporation (the Company). You are prohibited from making and distributing copies to others without Park Systems' written consent.

Your attendance or reading of this Presentation shall constitute that you have agreed with the above confidentiality notice. And violating it may be punishable by the Act of the Financial Investment Services and Capital Markets.

The forward-looking statements contained in this document are not from verifiable data. The estimates included in this document are forecasted data and not actual data from the past. Those data are denoted as (E), estimate and forecast. The estimated and forecasted numbers and information can change based on the changing business environment. Because this information is inherently difficult to predict, the estimations and forecasts can deviate significantly in actuality.

Furthermore, the forecast is based on the current market conditions and the status of the Company management and plan as of the date of this presentation. The market in the future may change and the Company's plans may be modified without notice. The officers of the Company and the Company will not be responsible for any loss arising from the use of this material (including negligence and others).

This document shall not constitute an offer or solicitation to sales, marketing, or subscription of shares without any part that can be the basis or a basis for investment decisions or contracts and commitments in the document.

Introduction



- Park Systems is at the forefront of advanced nanotechnology, delivering innovative solutions enabling research and industry to achieve unprecedented precision and progress.
- Our state-of-the-art AFM technology facilitates breakthroughs across a broad spectrum of sectors — including semiconductors, biotechnology, and secondary battery development — continually setting new benchmarks in accuracy and performance.

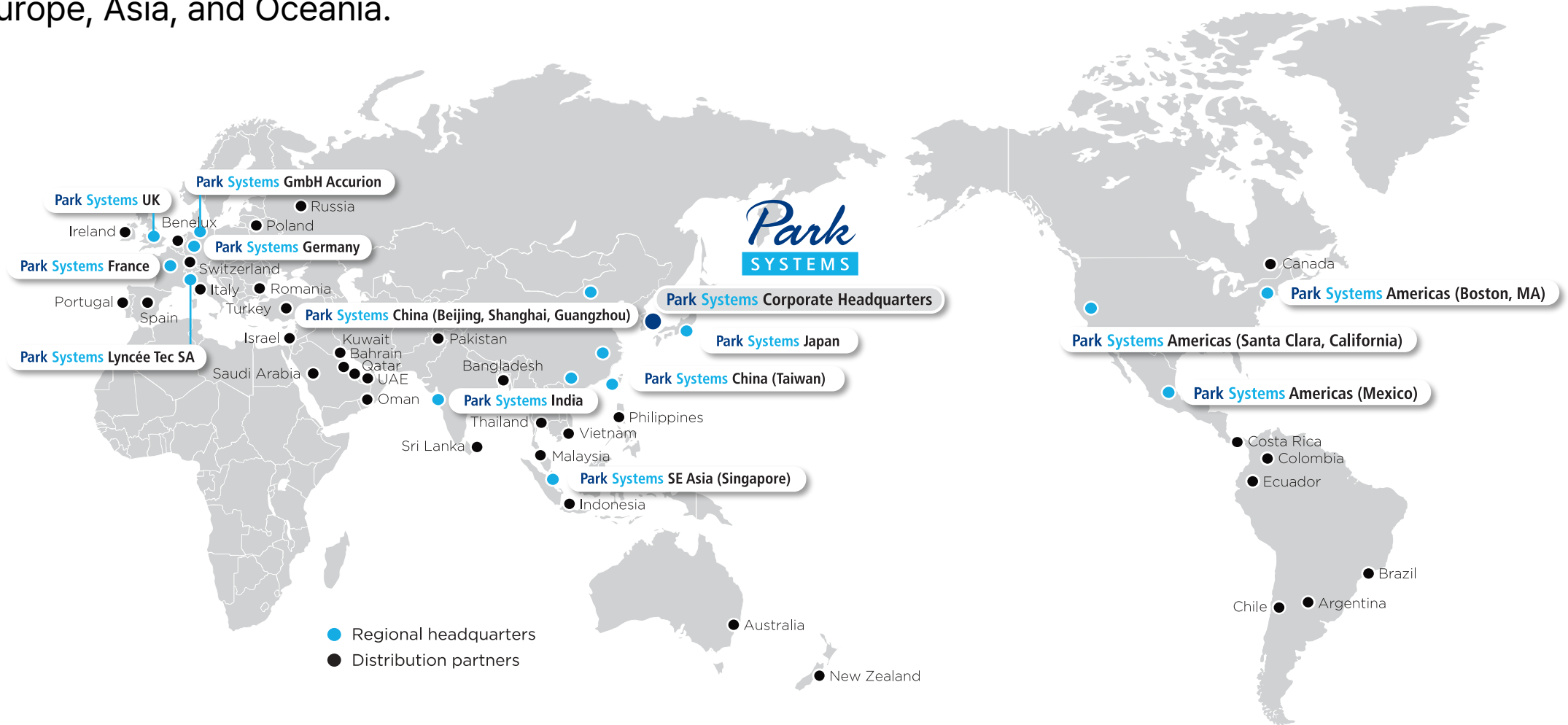
Customers

- Park Systems' Atomic Force Microscopes (AFMs) are extensively used for nanoscale measurements by leading global universities, government-funded research institutes, corporate research centers, and major semiconductor and other business-related companies worldwide.



Global Channels

- Park Systems boasts a significant global network, with offices and partners spanning in the Americas, Europe, Asia, and Oceania.



Key Products and Services

- Park Systems supplies advanced AFMs and continues to enhance its metrology capabilities through the strategic acquisition of companies such as Accurion and Lyncée Tec.

- Material Science & Chemistry



FX40



FX200



NX10



NX20



NX-Hivac



NX12

- Semiconductor & Display



NX-Wafer



NX-Mask



NX-Hybrid WLI




NX-TSH

- Thin Film Characterization



Accurion EP4



Accurion SIMON



Accurion RSE

- Holography-based microscope



Lyncée Tec R2100



Lyncée Tec R2100




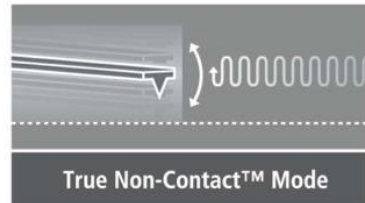
Innovative technology

- Monitoring the surface topography using **interaction**(Atomic Force) between the tip and the sample surface.
- Measuring the **Electrical, Mechanical, Magnetic, Thermal, and Topography** properties
- **True Non-Contact mode**, optimized for both research and industrial applications.




Measurement Accuracy

Park AFM Scanners
Decoupled XY & Z Scanners



Best Resolution

Park AFM Mode
True Non-Contact™ Mode



User Convenience

Park Operating Software
SmartScan™, SmartAnalysis™, XEA

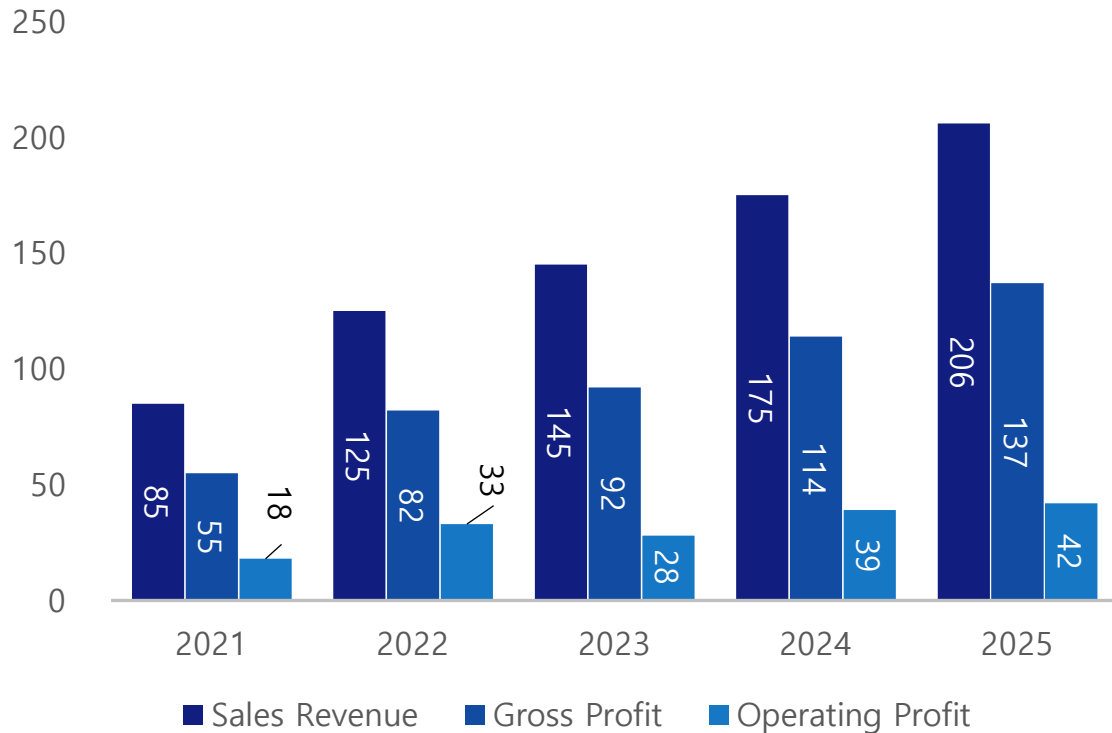
Source : ParkSystems Youtube(<https://www.youtube.com/watch?v=wiFCYFrXkek>)

Sales and Orders for the Past 5 Years

- Park Systems has consistently experienced annual growth of 20-30%.
- Sales have steadily increased due to the rising demand for industrial equipment.

SALES

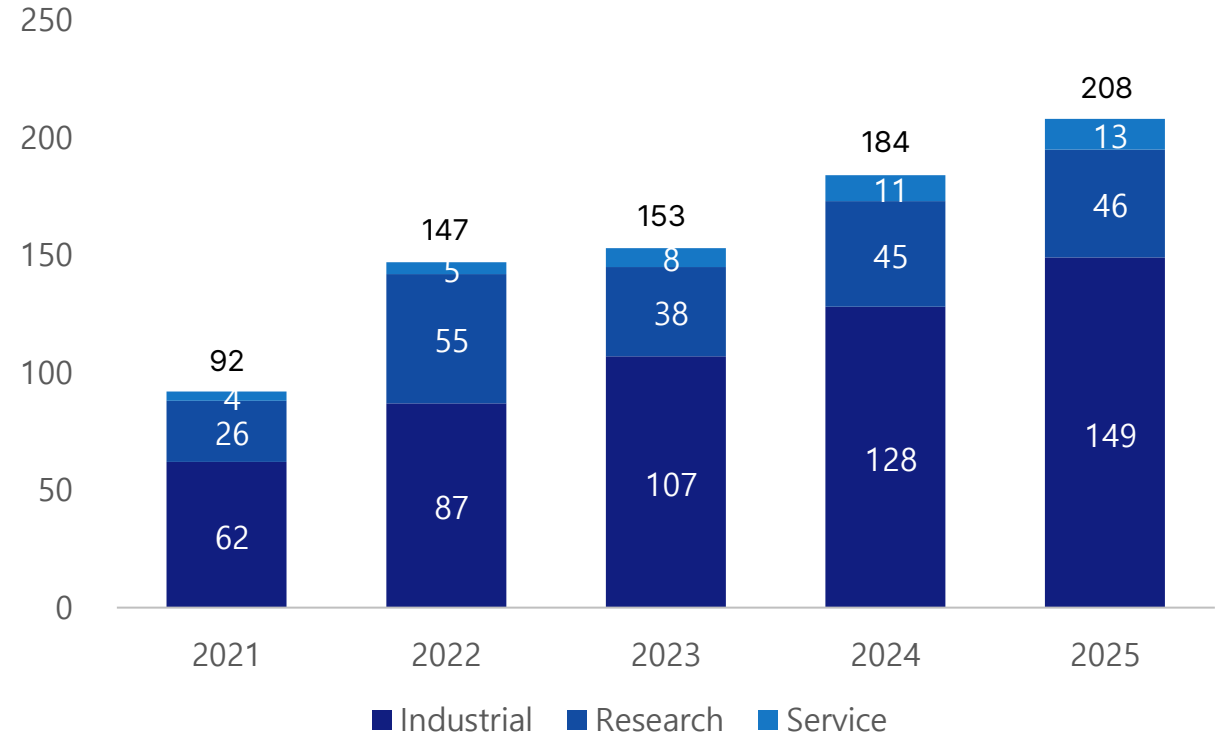
Unit : B KRW



Note : K-IFRS consolidated financial statement basis

ORDERS

Unit : B KRW

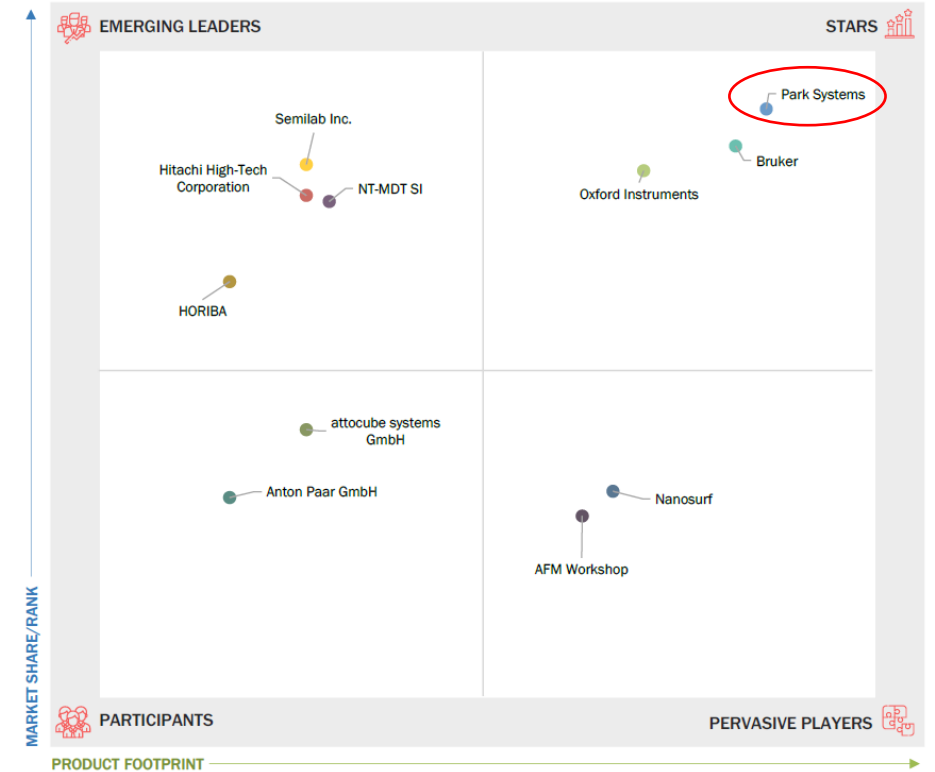
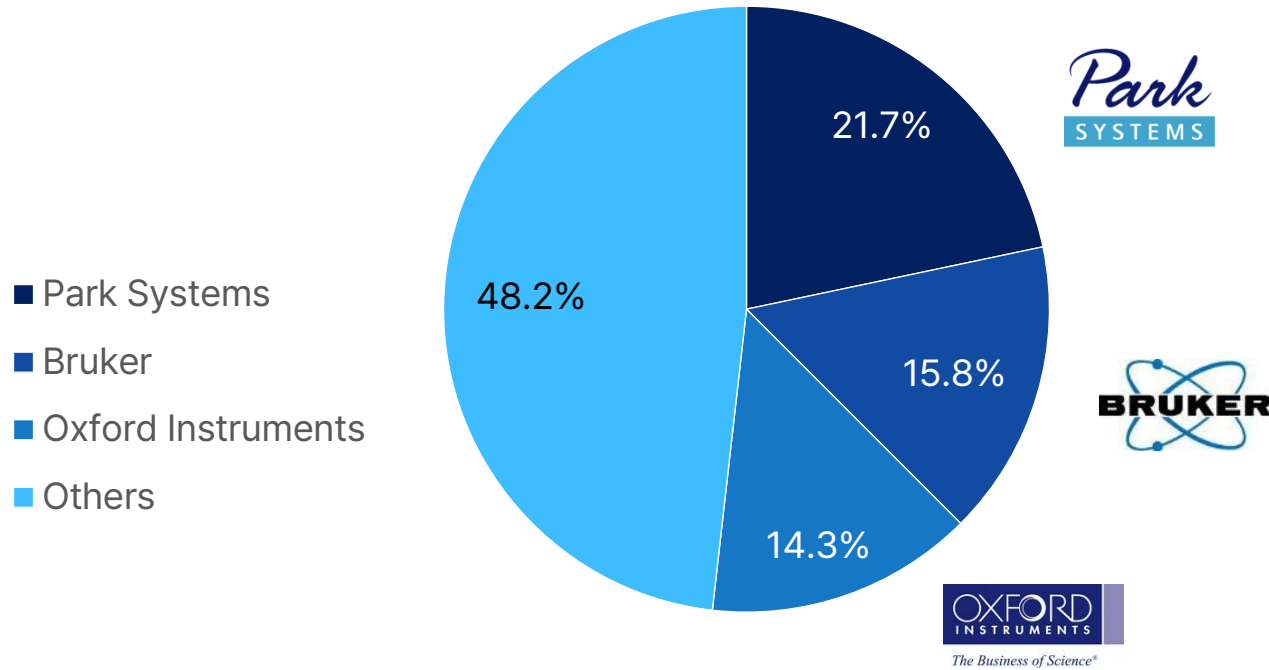


Note : K-IFRS consolidated financial statement basis

AFM Market

- Park Systems holds the No.1 position in the AFM market.
- The AFM market is expected to grow steadily, driven by increasing demand for industrial equipment.

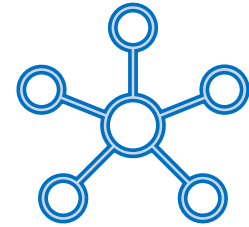
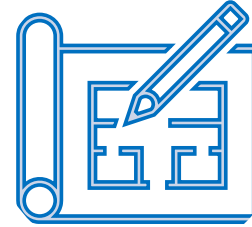
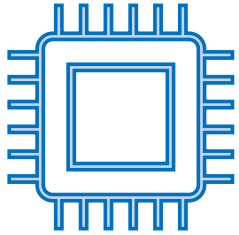
AFM Market Share 2024



Source: Annual Reports, Press Releases, Investor Presentations, Interviews with Experts, and Markets and Markets Analysis

Market Opportunity

- Opportunities arising from the miniaturization of semiconductor processes.
- Potential for scalability to industries beyond semiconductors.



Miniaturization and
Increasing Complexity

Increasing Utilization in
Advanced Processes

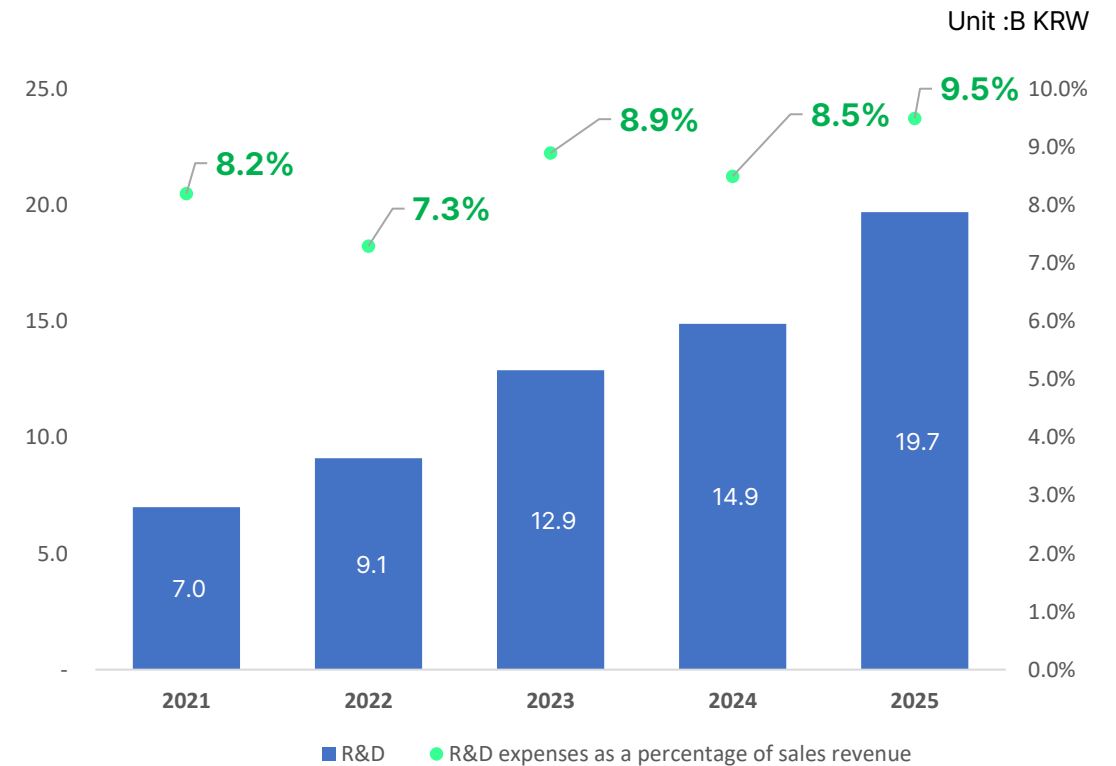
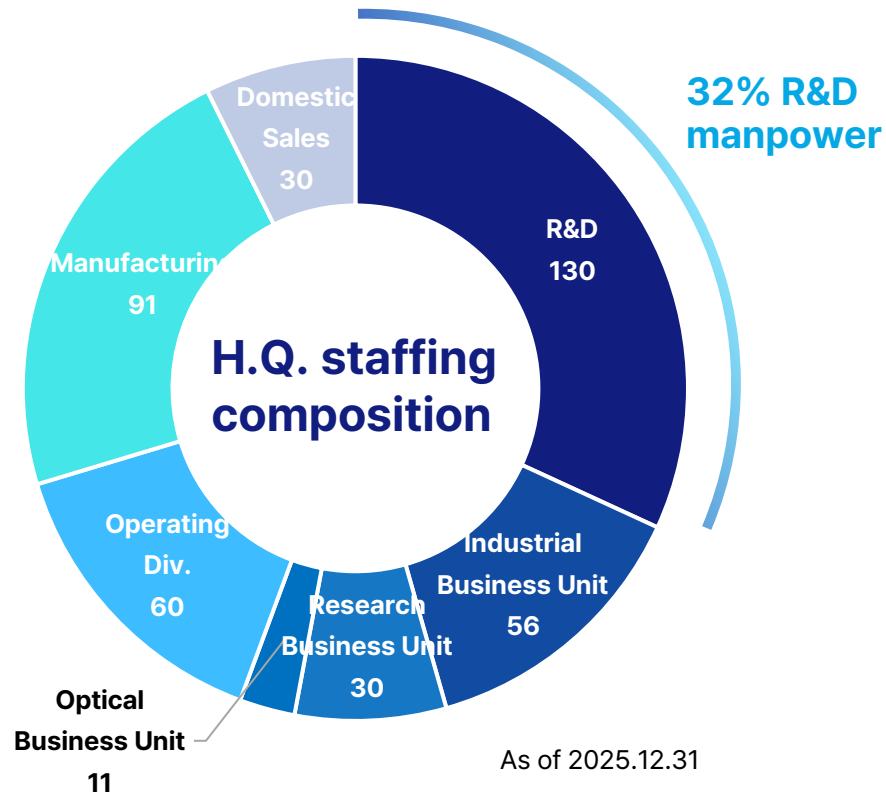
Growing Applications in
Back-End Processes

Expansion into
Various industries



R&D

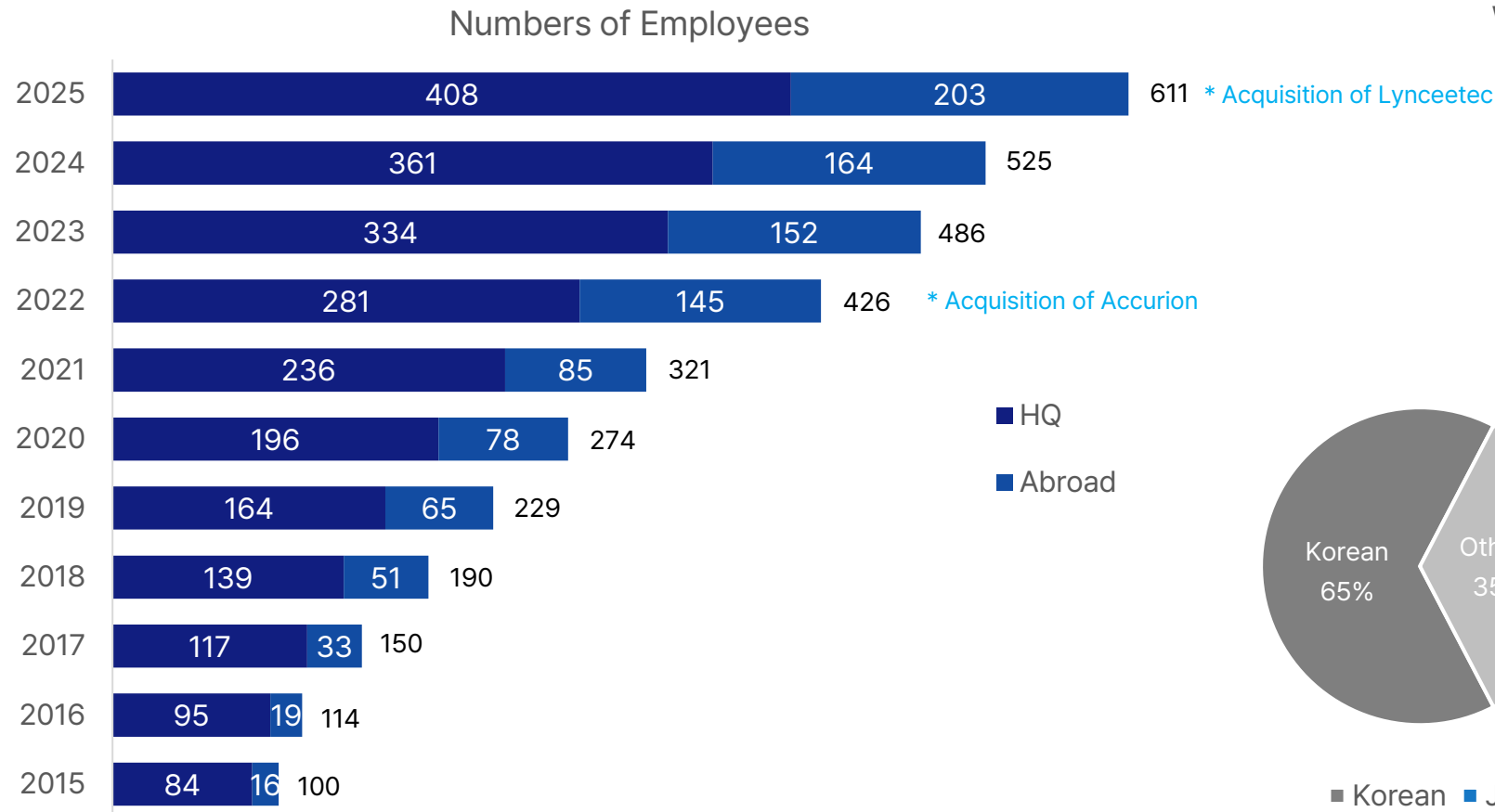
- Park Systems has been recognized for its top-tier research and development in nanoscale metrology.



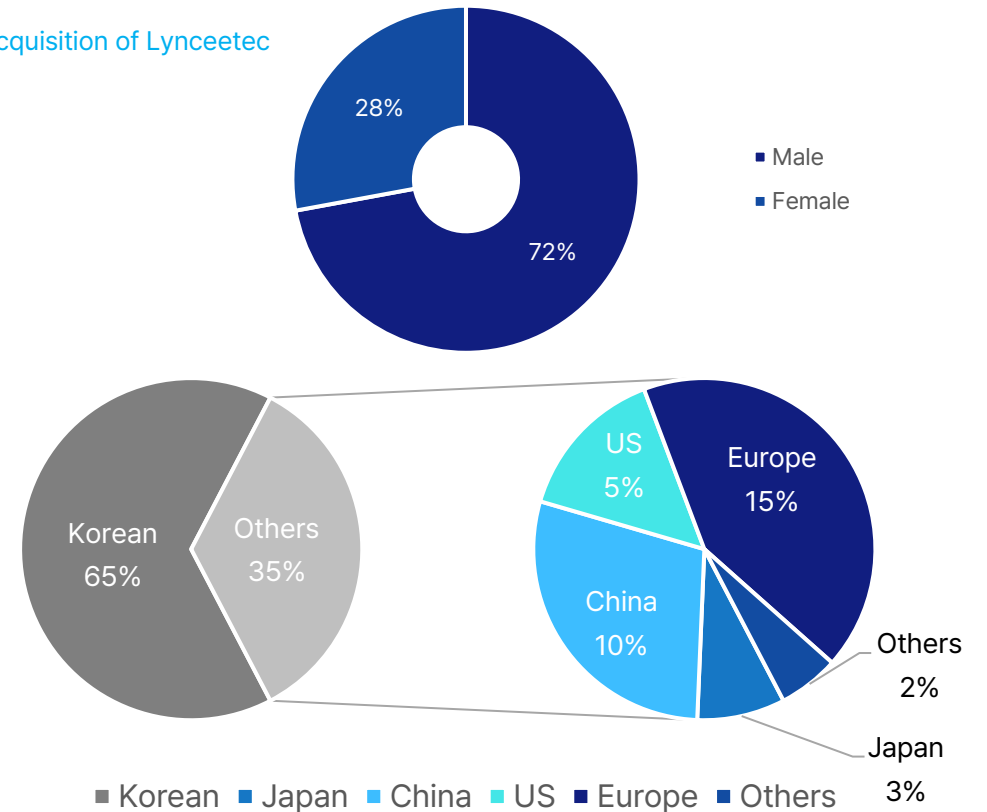
Note : K-IFRS consolidated financial statement basis

ESG-HR

- The workforce has steadily increased each year due to explosive growth.
- The company prioritizes diversity, emphasizing inclusion across gender and nationality.



Workforce composition.



ESG-Board of Directors

- The Board of Directors consists of 1 CEO and 6 outside directors for decision-making transparency.



Sang-il Park Chairman

- CEO, Park Systems Corp. (1997~)
- President, Institute of Control, Robotics, and Systems (2024)
- CEO, Park Scientific Instruments (1988~1997)
- MBA, AEA-Stanford Executive Institute (1994)
- PhD, Applied Physics, Stanford University (1987)
- BS, Physics, Seoul National University (1981)

Compensation Committee



Jun Chung Outside director

- **Outside director of Park Systems(2023~)**
- CEO, SOLiD, Inc. (1998~)
- Adjunct Professor, KAIST Startup (2020~)
- Senior Researcher, Korea Telecom (1994~1998)
- PhD, Electrical Engineering, Stanford University (1993)
- BS, Electrical Engineering, Seoul National University (1986)



Ki-young Choi Outside director

- **Outside director of Park Systems(2025~)**
- Emeritus Professor, Seoul National University (2021~)
- Minister of Science and ICT, Republic of Korea (2019~2021)
- PhD, Electrical Engineering, Stanford University (1989)
- MS, Electrical and Electronic Engineering, KAIST (1980)
- BS, Electronic Engineering, Seoul National University (1978)



Tae Hea Nahm Outside director

- **Outside director of Park Systems (2026~)**
- Storm Ventures - Managing Director & Co-Founder (2000~)
- Venture Law Group - Partner & Co-Founder (1993~2000)
- Wilson Sonsini Goodrich and Rosati - Partner (1985~1993)
- University of Chicago - JD (1985)
- Harvard University - AB, Applied Mathematics (1982)

Audit Committee



Kee-jun Park Outside director

- **Outside director of Park Systems(2024~)**
- CPA, Woori Accounting Firm (2020~)
- CEO, Kitus Co., Ltd. (2009~2019)
- CPA, Anjin Accounting Firm (1988~1997)
- PhD, Business Administration, University of Seoul (2011)
- BBA, Seoul National University (1989)



Hee-kook Lee Outside director

- **Outside director of Park Systems(2025~)**
- Advisor, LG Corp. (2020~2022)
- President & Chairman of Group Technology Council, LG Corp. (2012~2016)
- President, LG Electronics (2004)
- PhD, Electronic Engineering, Stanford University (1980)
- MS, Electronic Engineering, Stanford University (1977)
- BS, Electronic Engineering, Seoul National University (1974)



Soo-in Cho Outside director

- **Outside director of Park Systems(2026~)**
- Chair Professor at Dankook University (2023)
- President and CEO of Samsung Medison (2012~2015)
- President and Head of the OLED Business Division at Samsung Display (2012)
- President and CEO of Samsung Mobile Display (2010~2012)
- President and Head of the Memory Division at Samsung Electronics (2010)
- B.S. in Electronic Engineering from Seoul National University (1979)

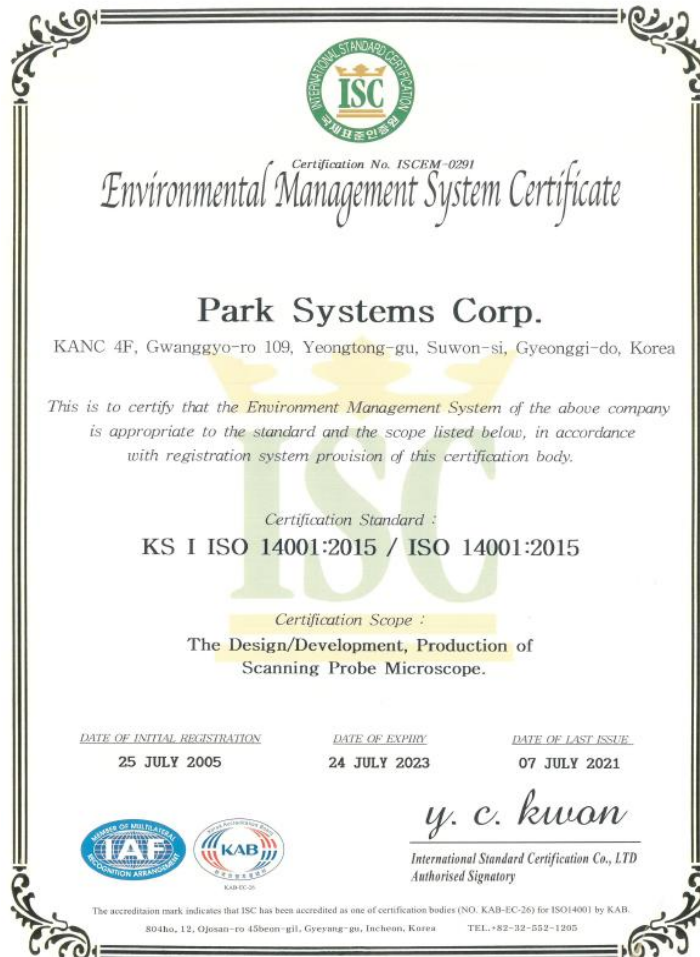
ESG-Dividend

- Dividend Policy to enhance shareholder Value
 - Priority is given to investment in both organic and inorganic growth.
 - Plans include share repurchase and dividend payouts.
 - Dividends are expected to range between 10% and 50% of Free Cash Flow (FCF)

	Unit	2021	2022	2023	2024	2025
Earnings per Share	KRW	1,508	3,258	3,786	5,614	4,951
Dividend per share	KRW	250	400	400	500	500
Free Cash Flow (A)	M KRW	3,693	17,020	17,080	26,782	9,586
Total dividend (B)	M KRW	1,717	2,761	2,768	3,470	3,476
Payout ratio (B/A)	%	46%	16%	16%	13%	36%

ESG-Safety & Environment

- Park Systems is continuously obtaining certifications for environmental and safety standards.



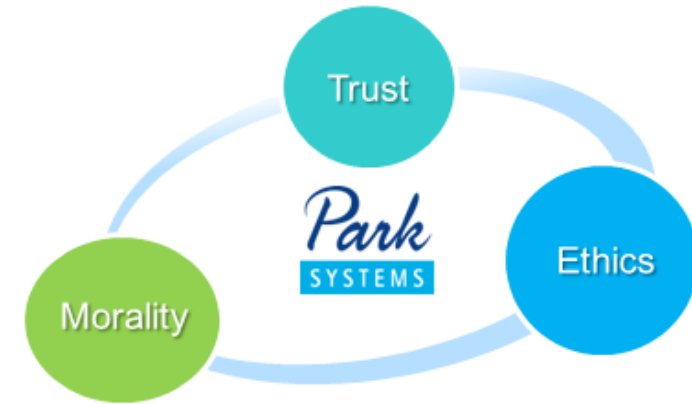
Appendix

Company Overview

Company Status

Company	Park Systems Corp.
CEO	Sang-il Park
Established	April 7, 1997
Capital	3,498m (KRW) (As of Dec, 2025)
Employees	611 (As of Dec, 2025)
Business field	Precision Instrument Manufacturing
Product	Atomic Force Microscope
Location	KANC 4F, Gwanggyo-ro 109, Yeongtong-gu, Suwon, 16229, Korea
Website	http://www.parksystems.com

Business Philosophy



- 1 Become the one who receives compliments from people and descendants.
- 2 Provide maximum value to customers, shareholders, employees and business partners, furthermore, become a company that provides benefits to both companies and the society.
- 3 Excel in technical development and global marketing.
- 4 Trust is the best asset, and moral and ethical management are basic.

Key driver for sustainable growth

- Park Systems drives sustainable growth through continuous innovations in nanotechnology.




Market

- Growth potential with advancing nanotechnology
- A stable market with a long technology lifecycle



Technology

- World-class technology that's difficult to replicate
- National core technology that cannot be leaked



Product

- A product with top-tier competitiveness
- High-value-added product



Global Business

- Global market expansion through own brand and sales network



Customers

- Supplies to leading universities, research institutes, and companies worldwide
- High customer satisfaction



Employee

- Passionate and loyal high-caliber talents

Management Team



Sang-il Park Founder and CEO

- CEO, Park Systems Corp. (1997~)
- President, Institute of Control, Robotics, and Systems (2024)
- CEO, Park Scientific Instruments (1988~1997)
- MBA, AEA-Stanford Executive Institute (1994)
- PhD, Applied Physics, Stanford University (1987)
- BS, Physics, Seoul National University (1981)



Ryan Yoo EVP

Business Development &
Strategic Growth BU

19yrs at Park Systems, 24yrs overall

- Intematix Corp. VP, Founding Scientist and VP of R&D
- Ph.D. Physics, UC Berkeley
- B.S. Physics, Univ. of Chicago



Karen Cho EVP

Operations Management Div.

21yrs at Park Systems, 30yrs overall

- Solborn, Inc. Gyelim CRC, Inc.
- Hanareum Merchant Bank
- Hanhwa Merchant Bank
- MBA, KAIST
- B.A. English literature, Sejong Univ.



Sang-Joon Cho EVP

Research Equipment BU

19yrs at Park Systems, 24yrs overall

- Korea R&D Industry Association, Board of Directors
- ISO/TC201/SC9 SPM, Chairman
- KAIST, Dept of biosystems, Research Professor
- Research Associate, Dept. of Physiology, Univ. of Wayne
- Ph.D. Neuroscience, Iowa-state Univ.



Richard Lee EVP

Industrial Equipment BU

3yrs at Park Systems, 24yrs overall

- Nanometrics Korea, VP of Marketing
- KLA-Tencor, Wafer Inspection Div. Marketing Dir.
- Samsung Electronics – Team Leader of Metrology and Inspection
- Ph.D. Mech Eng, KAIST

R&D Organization

Sang-il Park holds a dual role as CTO.

- System R&D Center
 - Mechatronics
 - Systems Integration
 - Development Planning
 - Development Transfer
- Digital R&D Center
 - SW R&D
 - Control Electronics
- Advanced R&D Center
 - New Technology R&D
 - Prototyping

Awards & Certification

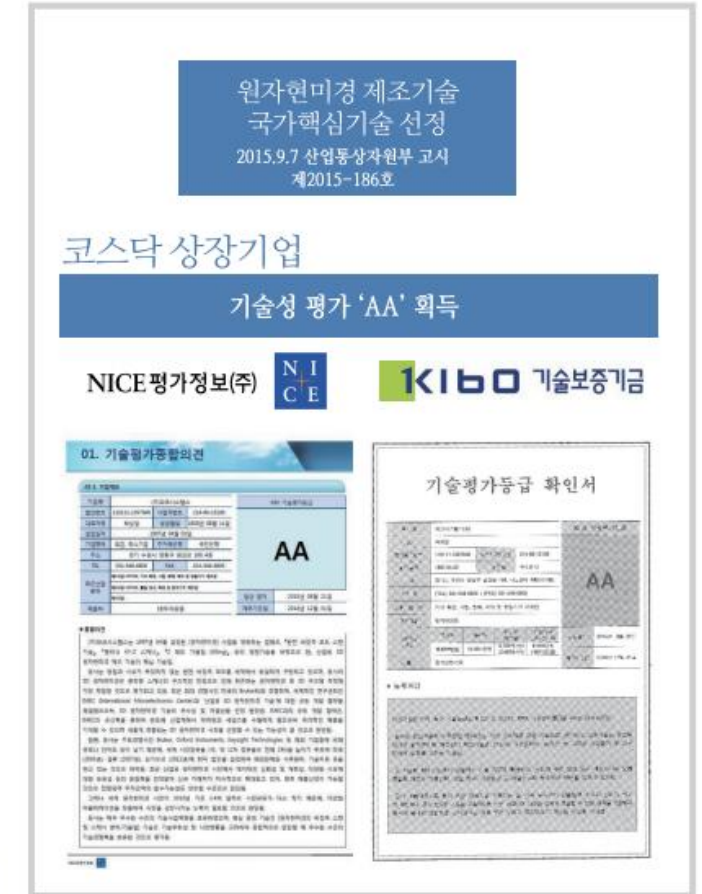
- Park Systems has received prestigious awards and obtained top-level technology certifications.



- KOSDAQ Grand Prize



- 2024 IR Grand Prize



- National Core Technology
- AA in Technology Assessment

Financial Statements

- Park Systems continues to experience annual growth of 20-30%.
- Park Systems achieves high-profit margins by supplying high-value-added products.

Unit : M KRW

B/S	2021	2022	2023	2024	2025
Current assets	106,681	126,307	148,107	191,151	178,329
Non-current assets	27,234	40,742	53,566	83,164	144,800
Total asset	133,915	167,049	201,673	274,315	323,129
Current liabilities	26,669	39,688	49,665	62,938	58,341
Non-current liabilities	17,103	7,898	8,523	23,468	46,504
Total Liabilities	43,772	47,586	58,188	86,406	104,845
Capital	3,449	3,474	3,483	3,494	3,498
Additional paid in capital	43,629	48,146	49,189	50,814	51,665
Others	(203)	(1,692)	(523)	2,229	6,542
Retained earnings	43,267	69,535	91,336	131,372	156,579
Total equity	90,142	119,463	143,485	187,909	218,284

Note : K-IFRS consolidated financial statement basis

Unit : M KRW

I/S	2021	2022	2023	2024	2025
Sales Revenue	85,250	124,522	144,806	175,060	205,613
Cost of goods sold	30,063	43,053	52,401	60,842	69,121
Operating expenses	37,606	48,821	64,845	75,688	94,301
Operating profit	17,581	32,648	27,560	38,530	42,191
Non-operating profit	10,962	11,332	6,662	14,788	11,614
Non-operating expenses	19,788	12,099	7,079	6,088	12,581
Profit before tax	8,755	31,881	27,143	47,230	41,224
Tax expenses	(330)	3,897	2,581	4,427	6,748
Net income	9,085	27,984	24,562	42,803	34,476

Note : K-IFRS consolidated financial statement basis

Patents

- Domestic and international patents in the field of atomic force microscopy

Division	Contents	Registration date
Patent	ATOMICFORCEMICROSCOPEEQUIPPEDWITHOPTICALMEASUREMENT DEVICEANDMETHODOFACQUIRINGINFORMATIONONSURFACEOFMEASUREMENTTARGETUSINGTHESAME	2023-04-04
Patent	MEASURING METHOD FOR MEASURING HEAT DISTRIBUTION OF SPECIFIC SPACE USING STHM PROBE, METHOD AND DEVICE FOR DETECTING BEAM SPOT OF LIGHT SOURCE	2023-03-21
Patent	An apparatus and method for recognizing a target position in an AFM	2023-03-08
Patent	A method for measuring the heat distribution in a specific space using a thermal sensing probe, a method for detecting a beam spot of a light source, and a device	2022-12-09
Patent	Devices and methods for recognizing probe types in an AFM	2022-11-04
Patent	A method for measuring the heat distribution in a specific space using a thermal sensing probe, a method for detecting a beam spot of a light source, and a device	2022-06-27
Patent	An AFM equipped with an optical measurement device and a method of obtaining information on the surface to be measured using it	2022-06-13
Patent	How to obtain the properties of the surface of the measurement target using an inclined tip, an AFM for this method to be performed, and a computer program stored in a storage medium to perform this method	2021-12-24
Patent	Chip carrier exchanging device and atomic force microscopy apparatus having same	2021-11-16
Patent	AFM and control methods capable of automatic exchange of chip carriers	2020-11-25



'25 Earnings Presentation

Park Systems

IR Team

Disclaimer

This document is an investor relations (Presentation) of Park Systems Corporation (the Company). You are prohibited from making and distributing copies to others without Park Systems' written consent.

Your attendance or reading of this Presentation shall constitute that you have agreed with the above confidentiality notice. And violating it may be punishable by the Act of the Financial Investment Services and Capital Markets.

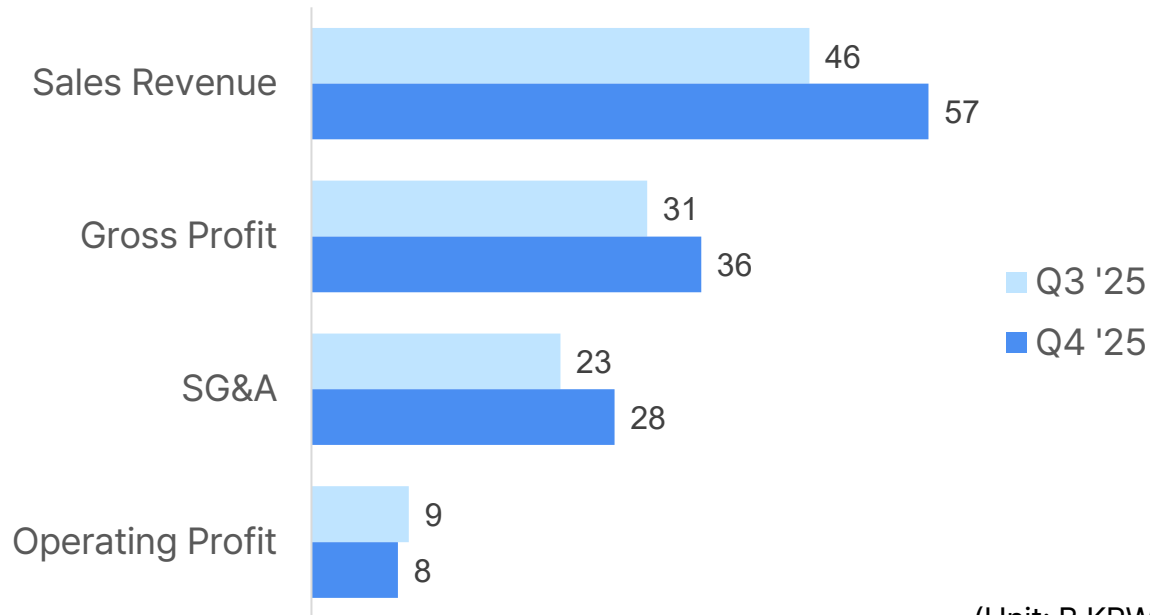
The forward-looking statements contained in this document are not from verifiable data. The estimates included in this document are forecasted data and not actual data from the past. Those data are denoted as (E), estimate and forecast. The estimated and forecasted numbers and information can change based on the changing business environment. Because this information is inherently difficult to predict, the estimations and forecasts can deviate significantly in actuality.

Furthermore, the forecast is based on the current market conditions and the status of the Company management and plan as of the date of this presentation. The market in the future may change and the Company's plans may be modified without notice. The officers of the Company and the Company will not be responsible for any loss arising from the use of this material (including negligence and others).

This document shall not constitute an offer or solicitation to sales, marketing, or subscription of shares without any part that can be the basis or a basis for investment decisions or contracts and commitments in the document.

Q4 '25 Performance

QoQ (Unit: B KRW)

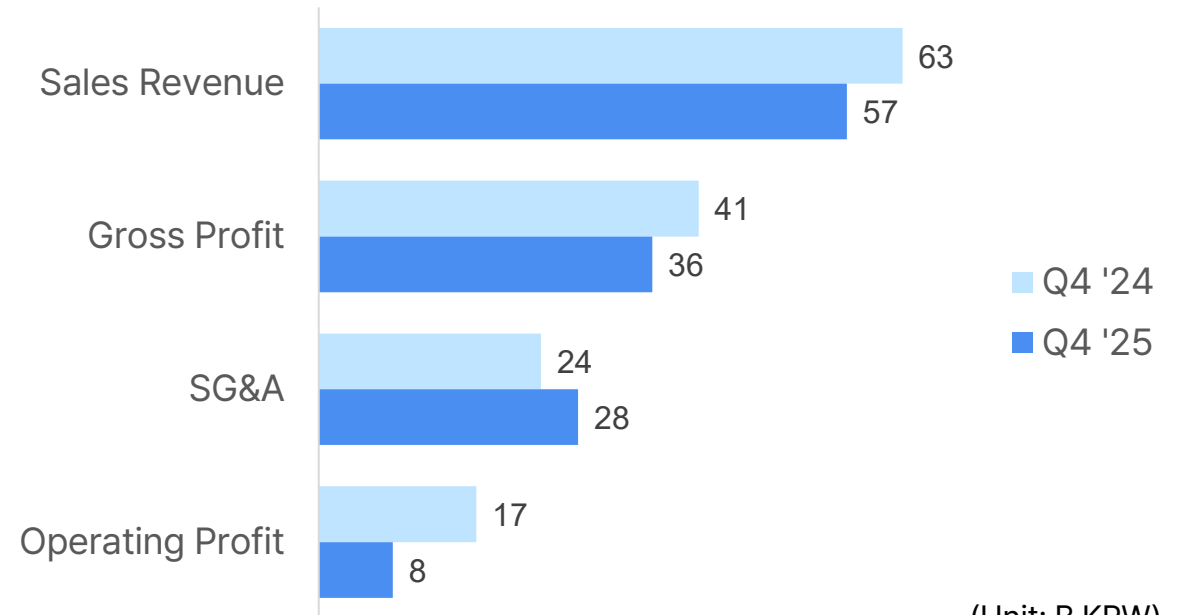


(Unit: B KRW)

	Sales Revenue	Gross Profit	SG&A	Operating Profit
Q3 '25	46	31	23	9
Q4 '25	57	36	28	8
QoQ(%)	25%	16%	23%	(2%)

Note : K-IFRS consolidated financial statement basis

YoY (Unit: B KRW)

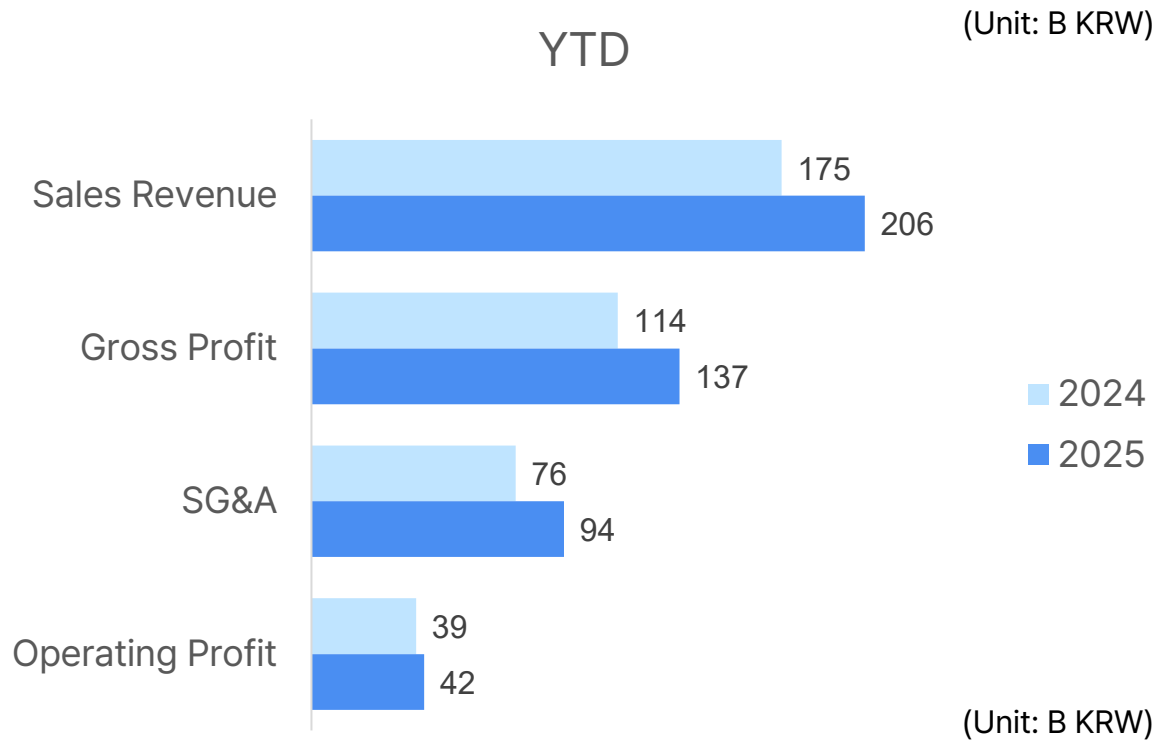


(Unit: B KRW)

	Sales Revenue	Gross Profit	SG&A	Operating Profit
Q4 '24	63	41	24	17
Q4 '25	57	36	28	8
YoY(%)	(10%)	(12%)	15%	(49%)

Note : K-IFRS consolidated financial statement basis

2025 YTD Performance



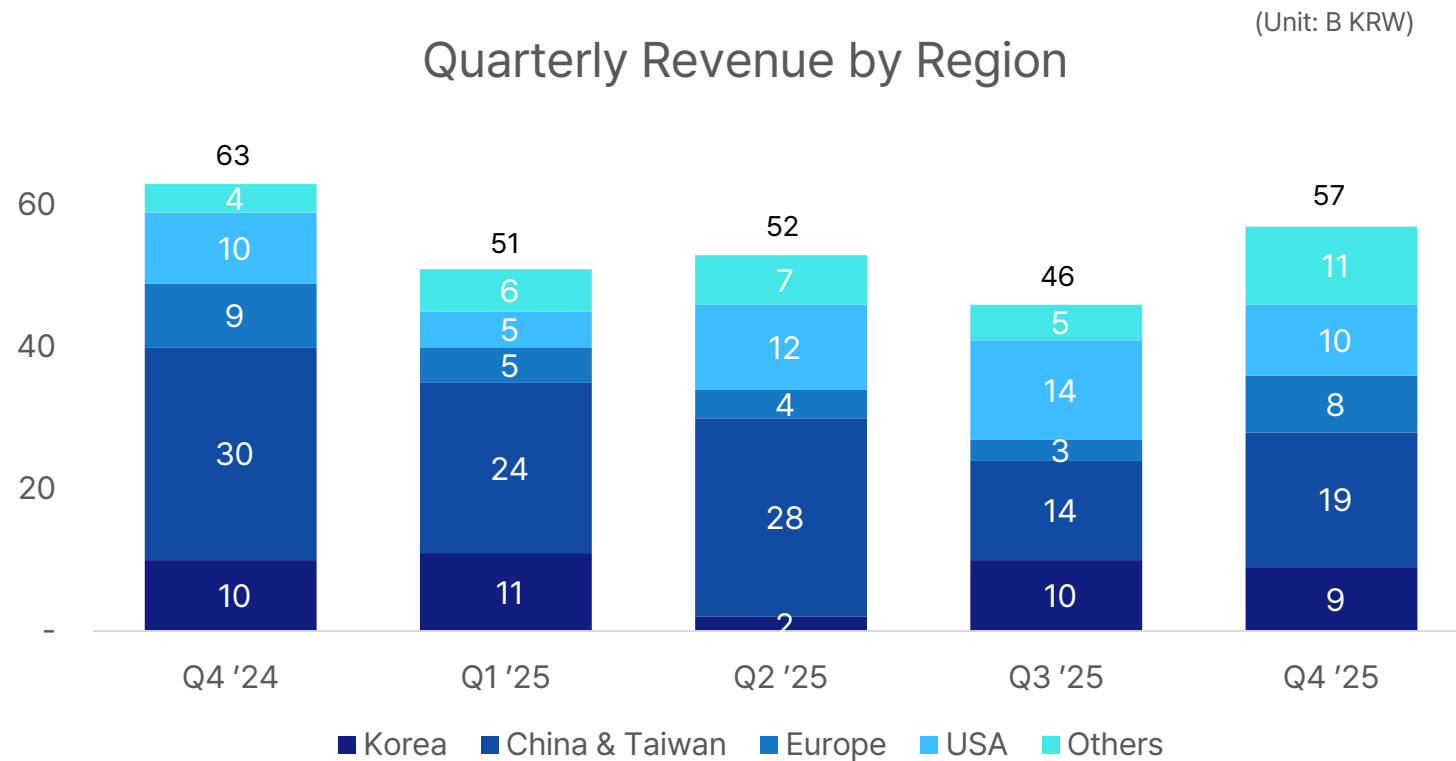
	Sales Revenue	Gross Profit	SG&A	Operating Profit
2024	175	114	76	39
2025	206	137	94	42
YoY(%)	17%	20%	25%	10%

Note : K-IFRS consolidated financial statement basis

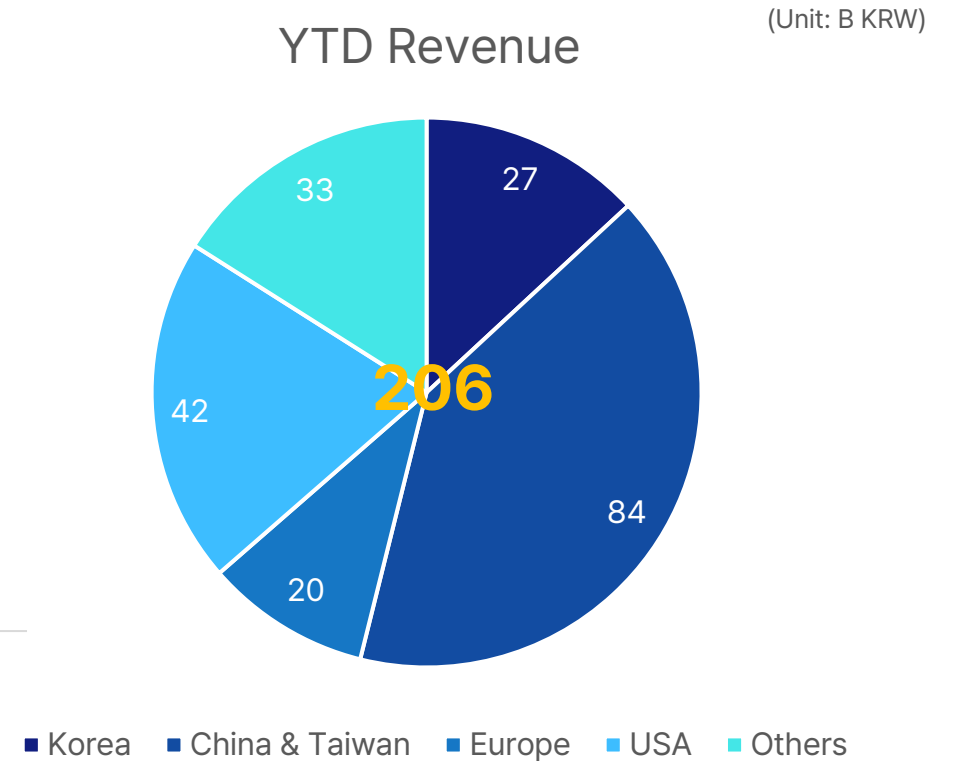
- **Sales** increased by 17% year-on-year due to higher demand for industrial equipment.
- **Gross profit** rose by 20%, with the GPM maintaining a stable level of 66%.
- **Selling and administrative expenses** grew by 25% year-on-year, driven by higher R&D expenses, labor costs, and acquisition of Lyncee tec.
- **Operating profit** increased by 10%, and the operating profit margin (OPM) was 21%.

Q4 '25 Revenue by Region

- Year-to-date (YTD) Revenue Distribution: 206B KRW
 - Korea: 13%, China & Taiwan: 41%, USA: 20%



Note : K-IFRS consolidated financial statement basis



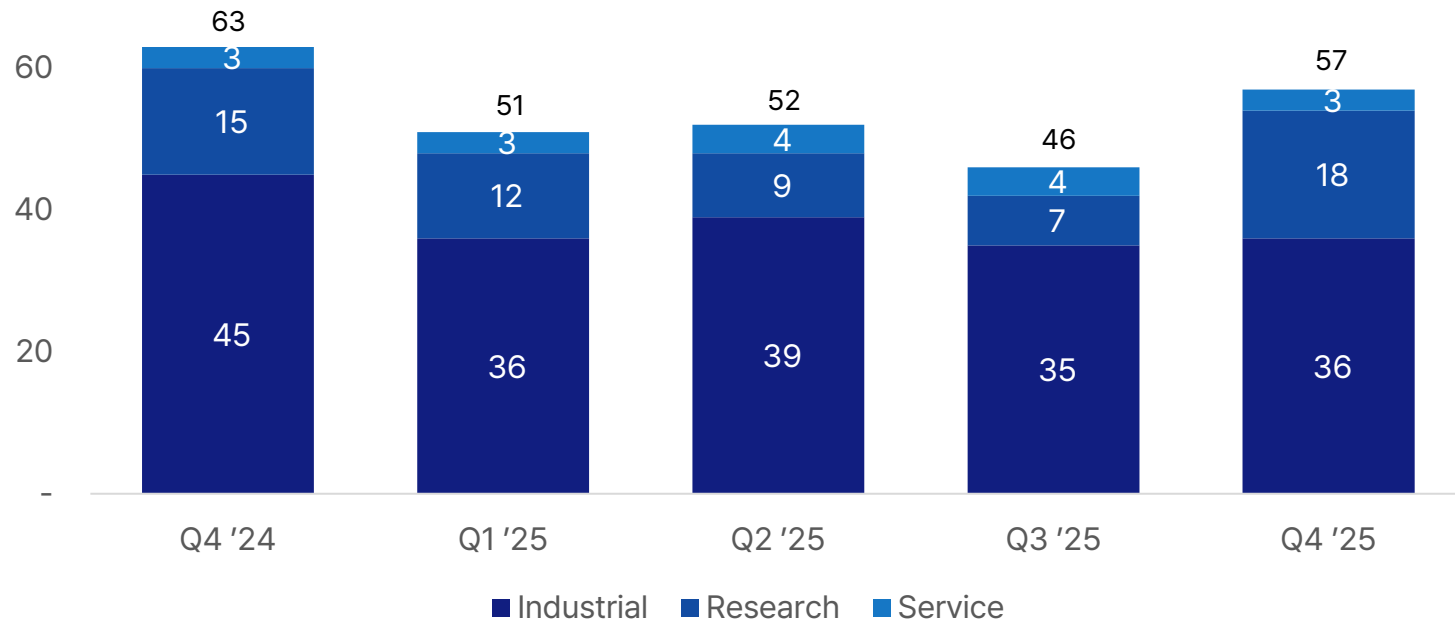
Note : K-IFRS consolidated financial statement basis

Q4 '25 Revenue by Product

- Year-to-date (YTD) Revenue Distribution: 206B KRW
 - Industrial 71%, Research 22%, Service 6%

Quarterly Revenue by Product

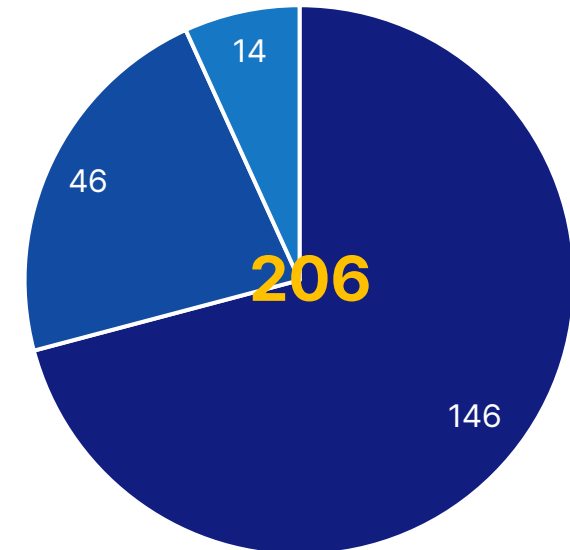
(Unit: B KRW)



Note : K-IFRS consolidated financial statement basis

YTD Revenue

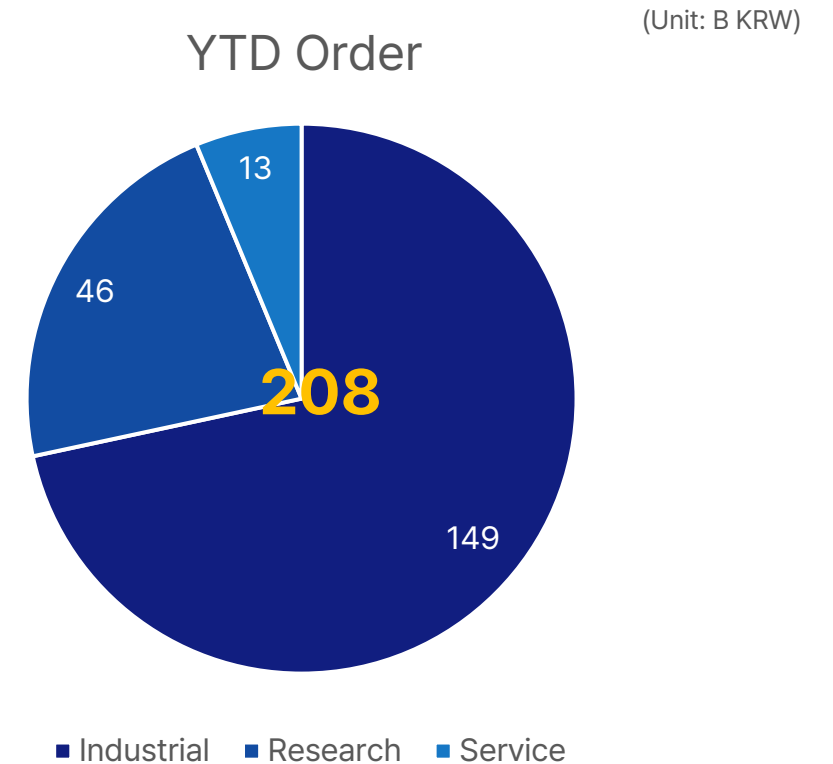
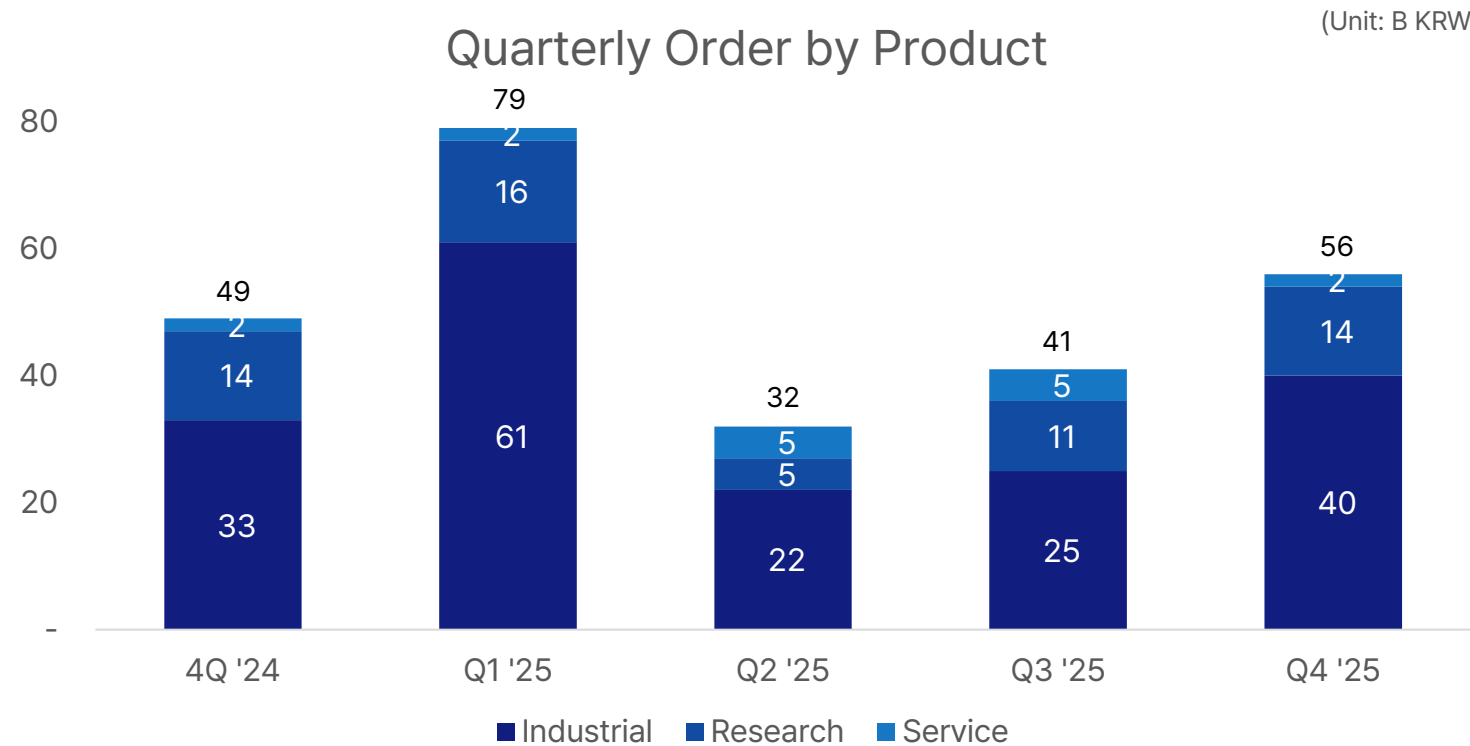
(Unit: B KRW)



Note : K-IFRS consolidated financial statement basis

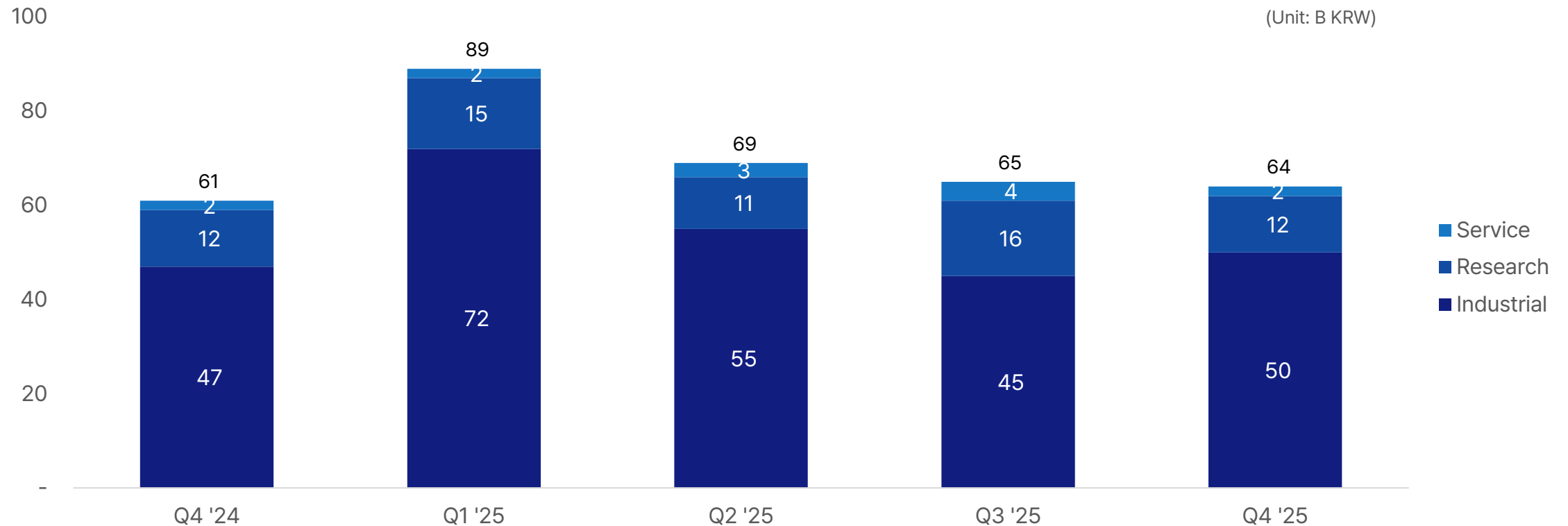
Q4 '25 POs by Product

- Year-to-date (YTD) Order Distribution: 208B KRW
 - Industrial 71%, Research 22%, Service 6%




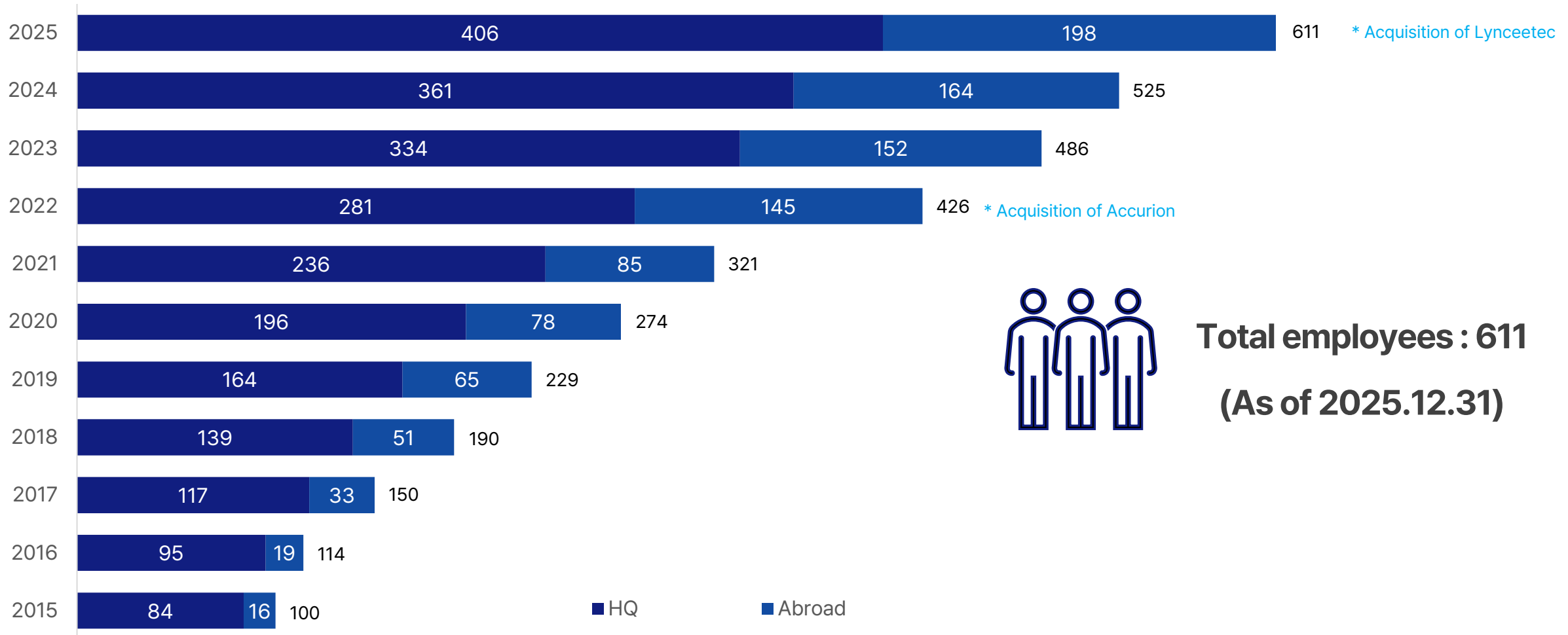
Q4 '25 Order Backlog by Product

- Order Backlog: 64B KRW
 - Industrial 78%, Research 18%, Service 4%
 - Order backlog as of the half-year report submission date(Mar.18): 88B KRW



HR

- Numbers of Employees



Total employees : 611
(As of 2025.12.31)

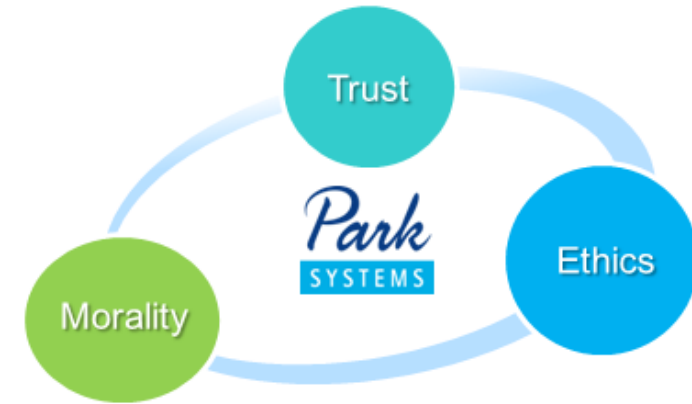
Appendix

Company Overview

Company Status

Company	Park Systems Corp.
CEO	Sang-il Park
Established	April 7, 1997
Capital	3,498m (KRW) (As of Dec, 2025)
Employees	611 (As of Dec, 2025)
Business field	Precision Instrument Manufacturing
Product	Atomic Force Microscope
Location	KANC 4F, Gwanggyo-ro 109, Yeongtong-gu, Suwon, 16229, Korea
Website	http://www.parksystems.com

Business Philosophy



- 1 Become the one who receives compliments from people and descendants.
- 2 Provide maximum value to customers, shareholders, employees and business partners, furthermore, become a company that provides benefits to both companies and the society.
- 3 Excel in technical development and global marketing.
- 4 Trust is the best asset, and moral and ethical management are basic.

Financial Statements

- Park Systems continues to experience annual growth of 20-30%.
- Park Systems achieves high-profit margins by supplying high-value-added products.

Unit : M KRW

B/S	2021	2022	2023	2024	2025
Current assets	106,681	126,307	148,107	191,151	196,653
Non-current assets	27,234	40,742	53,566	83,164	153,269
Total asset	133,915	167,049	201,673	274,315	349,922
Current liabilities	26,669	39,688	49,665	62,938	73,354
Non-current liabilities	17,103	7,898	8,523	23,468	51,449
Total Liabilities	43,772	47,586	58,188	86,406	124,803
Capital	3,449	3,474	3,483	3,494	3,498
Additional paid in capital	43,629	48,146	49,189	50,814	51,809
Others	(203)	(1,692)	(523)	2,229	7,436
Retained earnings	43,267	69,535	91,336	131,372	162,376
Total equity	90,142	119,463	143,485	187,909	225,119

Note : K-IFRS consolidated financial statement basis

Unit : M KRW

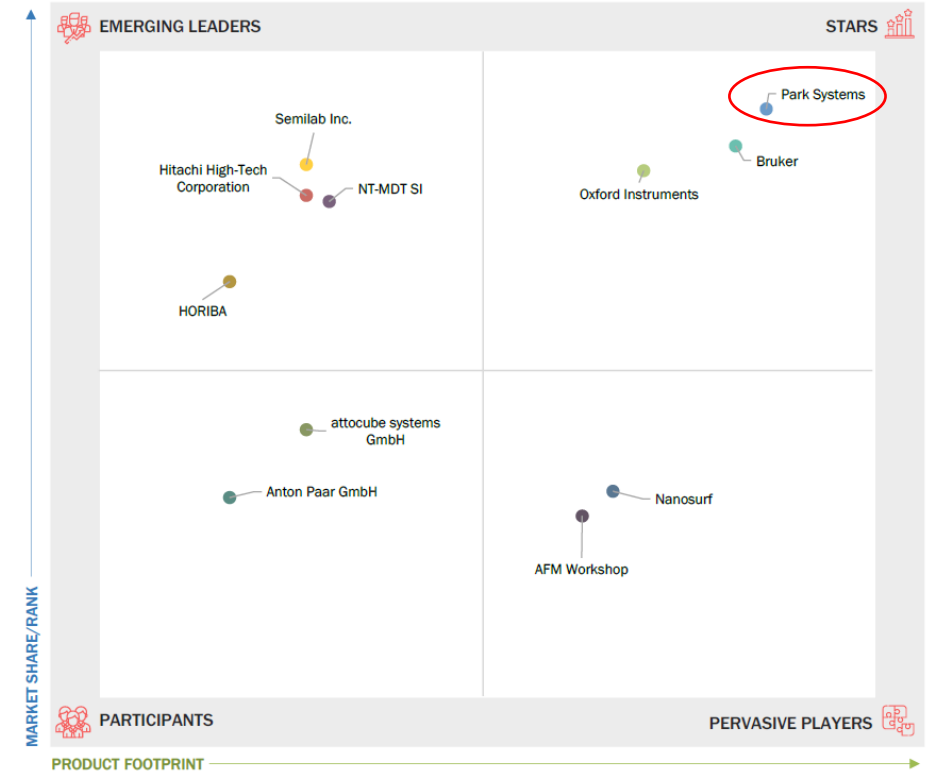
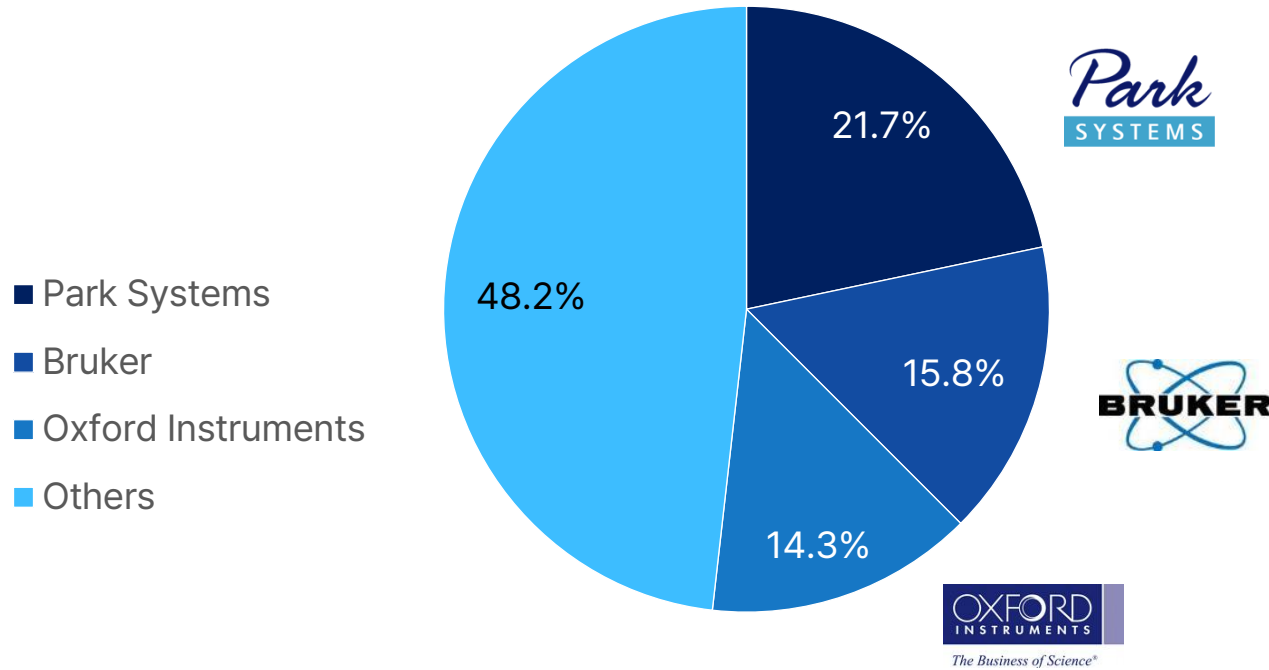
I/S	2021	2022	2023	2024	2025
Sales Revenue	85,250	124,522	144,806	175,060	205,613
Cost of goods sold	30,063	43,053	52,401	60,842	69,121
Operating expenses	37,606	48,821	64,845	75,688	94,301
Operating profit	17,581	32,648	27,560	38,530	42,191
Non-operating profit	10,962	11,332	6,662	14,788	11,614
Non-operating expenses	19,788	12,099	7,079	6,088	12,581
Profit before tax	8,755	31,881	27,143	47,230	41,224
Tax expenses	(330)	3,897	2,581	4,427	6,748
Net income	9,085	27,984	24,562	42,803	34,476

Note : K-IFRS consolidated financial statement basis

AFM Market

- Park Systems holds the No.1 position in the AFM market.
- The AFM market is expected to grow steadily, driven by increasing demand for industrial equipment.

AFM Market Share 2024



Source: Annual Reports, Press Releases, Investor Presentations, Interviews with Experts, and Markets and Markets Analysis



Thank you

Park Systems

IR Team

ir@parksystems.com

031-780-7447